

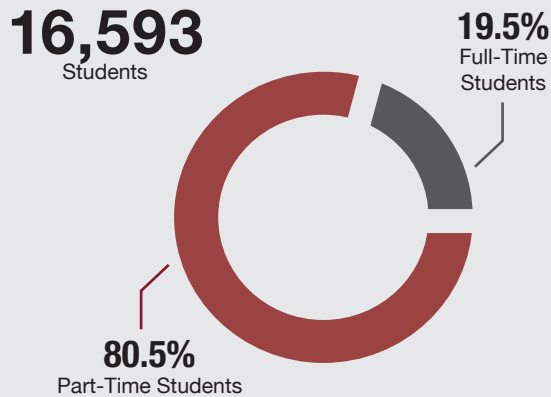
At-A-Glance

2021
NORCO COLLEGE

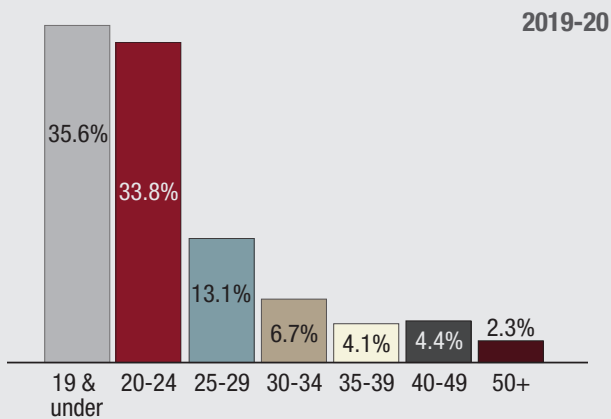
Student Enrollment

Enrollment 2019-20

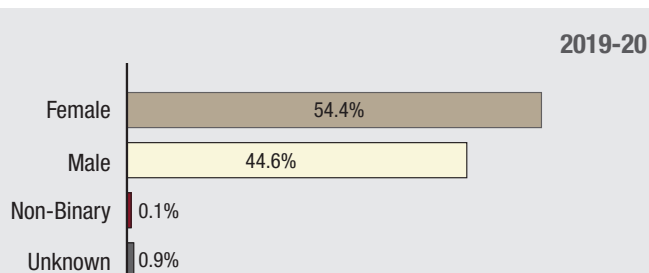
Student Count: 16,593



Student Demographics: Age



Student Demographics: Gender



Degrees and Certificates Awarded



	2015 - 2016	2016 - 2017	2017 - 2018	2018 - 2019	2019 - 2020
ADT	122	220	290	381	507
AA/AS	724	821	1,452	1,207	1,263
Certificates*	270	356	454	614	534
Total:	1,116	1,397	2,196	2,202	2,304

*Includes Local and State Chancellor's Office approved certificate awards

Academic and Certificate Programs

Associate
Degree Programs

38

Associate Degrees
for Transfer

23

Certificate
Programs

46

College Economic Impact



\$42.7 million
Operations Impact



\$13.4 million
Student Impact



\$104 million
Alumni Impact



\$160.1 million
TOTAL IMPACT



2,287
JOBS SUPPORTED

Student Demographics: Ethnicity

