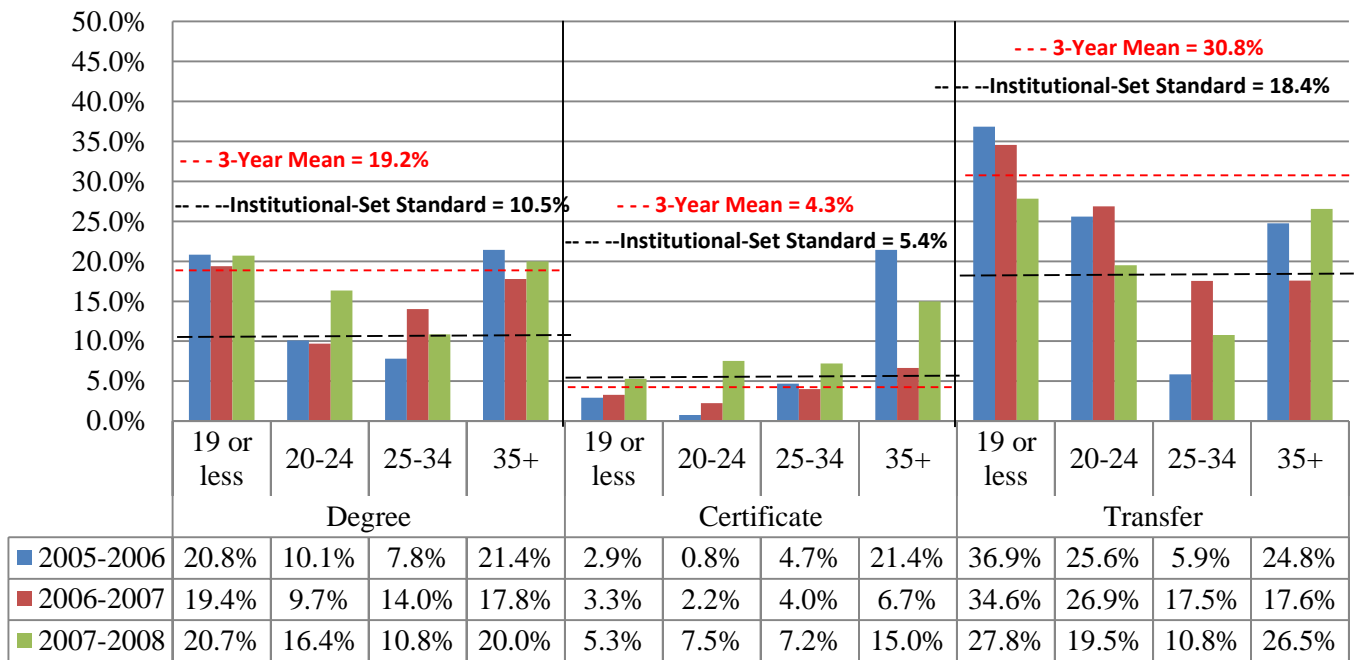
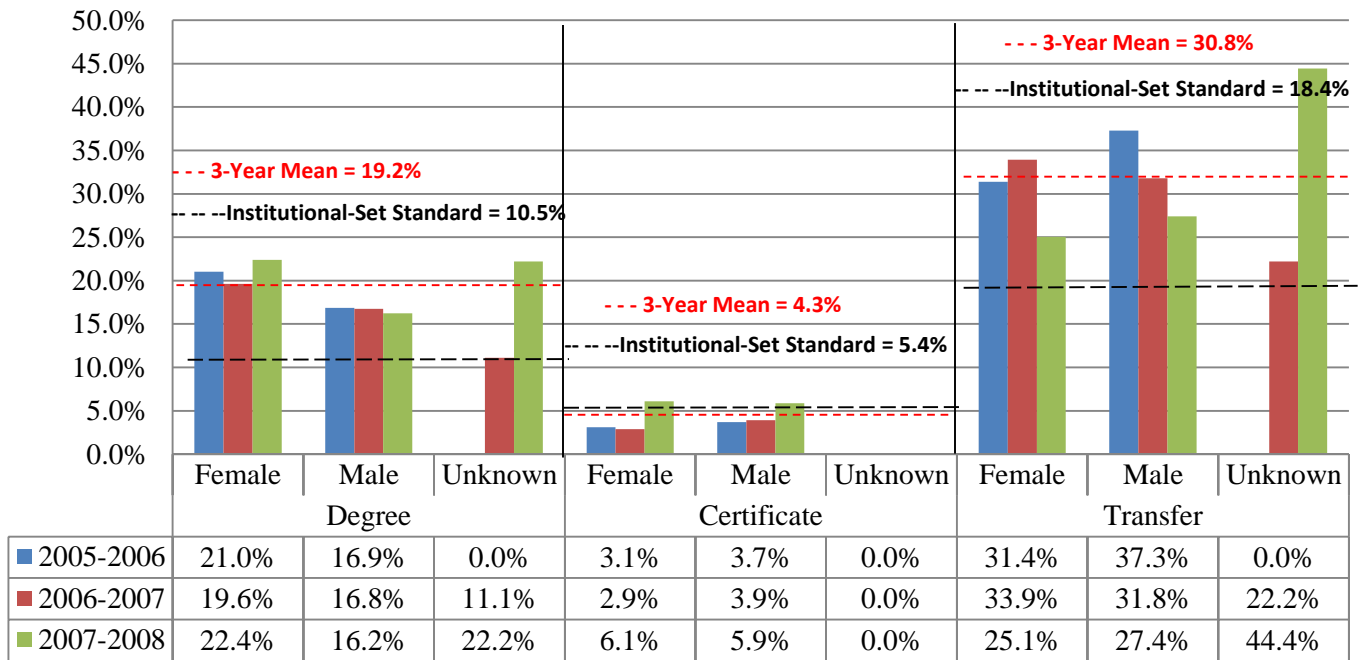


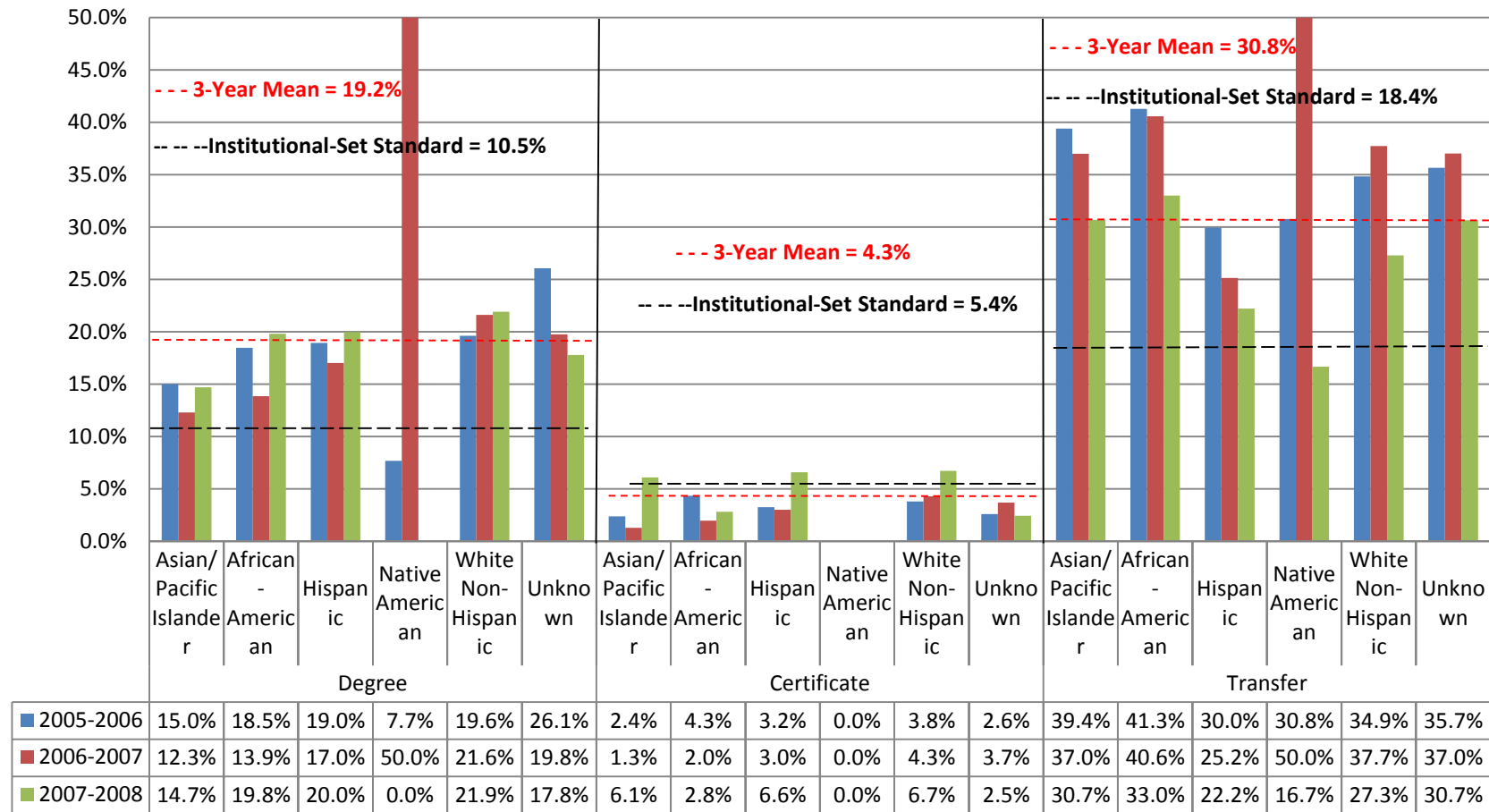
Completion Rate for Degree, Certificate and Transfer by Age: Three 6-Year Cohorts



Completion Rate for Degree, Certificate and Transfer by Gender: Three 6-Year Cohorts



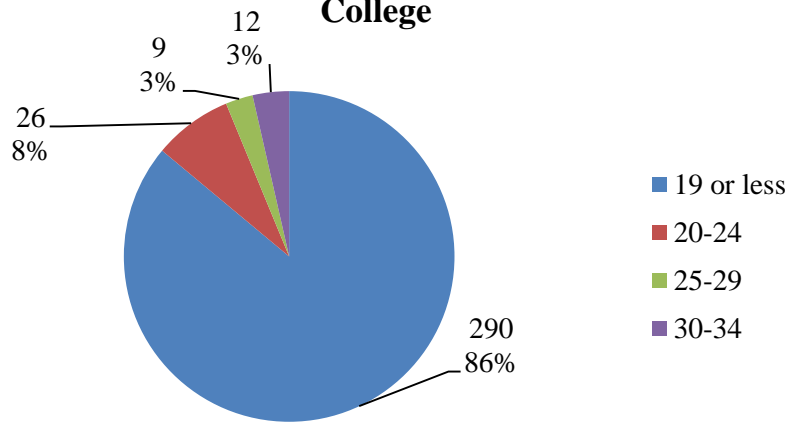
Completion Rate for Degree, Certificate and Transfer by Ethnicity: Three 6-Year Cohorts



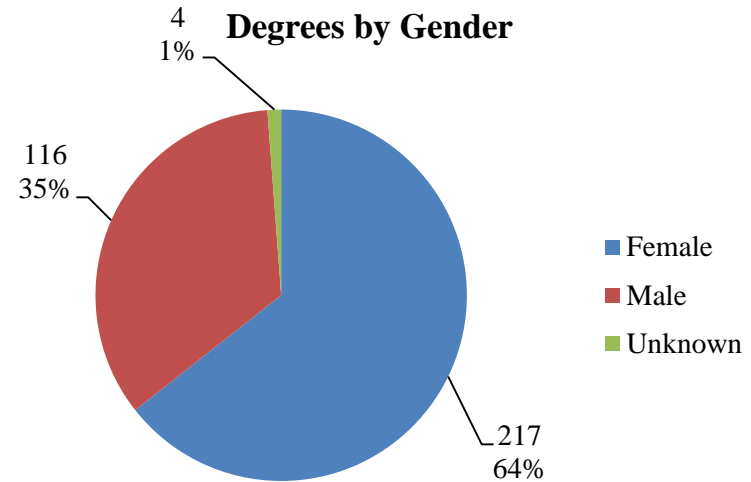
*High Percentages in Native American subgroups are due to low student counts, cohort counts range from 4 to 13 students across the three 6-year cohorts.

Number of Degrees Disaggregated by Age, Gender, and Ethnicity for 2007-08 Six-Year Cohort

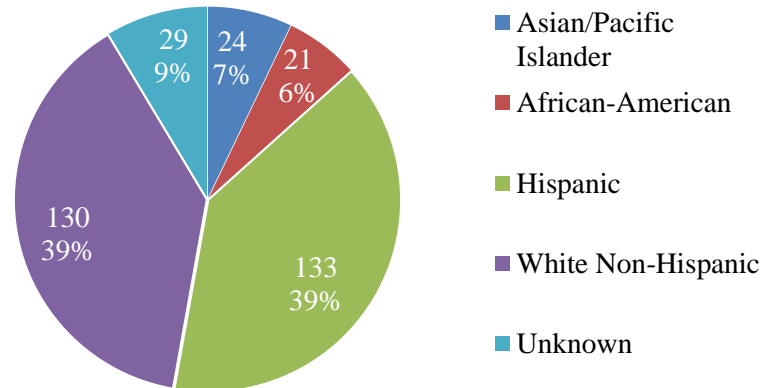
Degrees by Age When Entering Norco College



Degrees by Gender

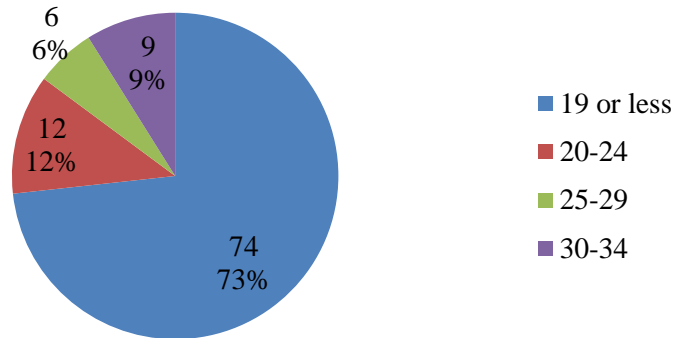


Degrees by Ethnicity

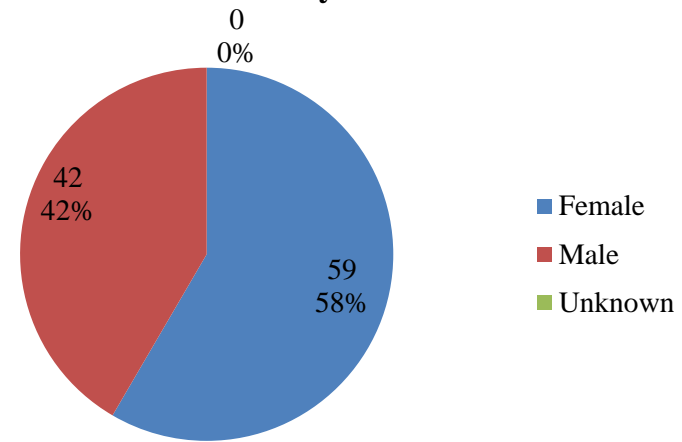


Number of Certificates Disaggregated by Age, Gender, and Ethnicity for 2007-08 Six-Year Cohort

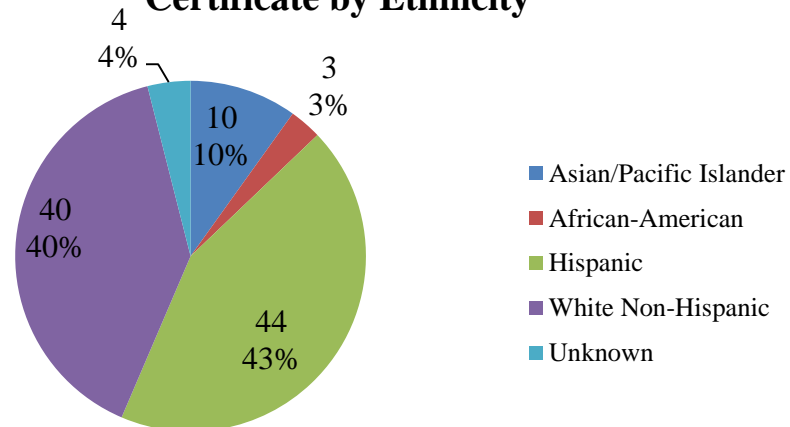
Certificate by Age When Entering Norco College



Certificate by Gender

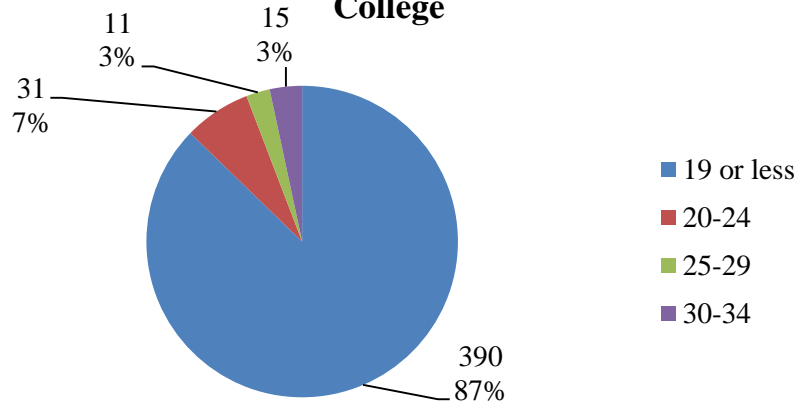


Certificate by Ethnicity

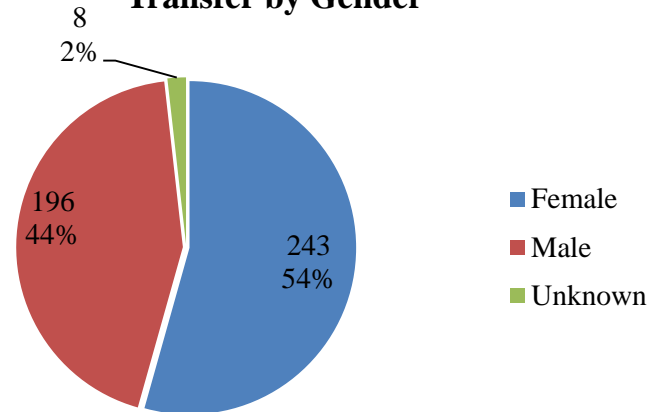


Number of Transfers to Four-Year Institutions Disaggregated by Age, Gender, and Ethnicity (2007-08 Cohort)

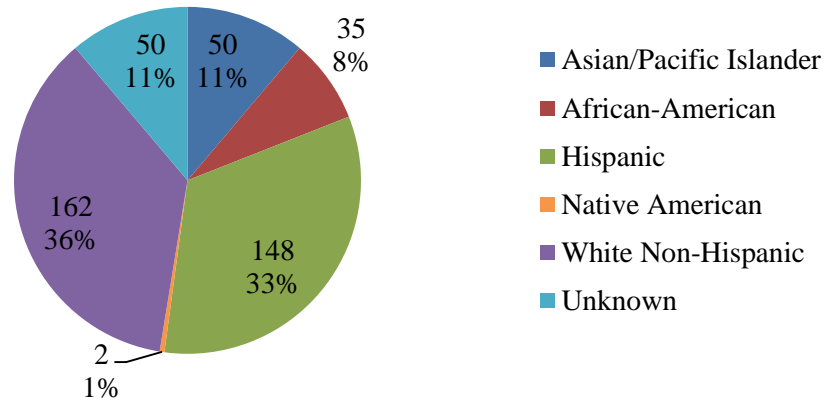
Transfer by Age When Entering Norco College



Transfer by Gender



Transfer by Ethnicity



DATA ON COMPLETERS & GRADUATES

Each year the District Office of Institutional Research conducts phone surveys to graduates of career and technical education (CTE) programs. The following data are the results for Norco College graduates in 2011 and 2012. Data are gathered on both employment and placement into a job that is aligned with the graduate's training.

Results of CTE Graduate Survey						
	2011 #	2011%	2012 #	2012%	Total	Total %
Employed (FT, PT, or Self-)	67	80%	43	62%	110	72%
Unemployed Seeking	13	15%	10	14%	23	15%
Unemployed Not Seeking	4	5%	16	23%	20	13%
Total	84	100%	69	100%	153	100%
Placement Rate (Employed that are working in a job related to their training)	50	75%	34	79%	84	76%

The most recent licensure/certification exam rates for appropriate programs at Norco College are as follows:

Program	CIP Code	Examination	Pass Rate
Commercial Music: Performance	10.02	Pro-Tools	78.13%
Automated Systems Technician	15.06	OSHA	76.00%
Computer-Aided Production Tech	48.05	OSHA	72.41%

The following table is a longitudinal presentation of the number of awards (degrees and certificates) granted by Norco College since it has been accredited. The awards are broken down by award type and underneath that are the areas as identified by TOP codes.

California Community Colleges Chancellor's Office- Program Award
Summary

		Annual 2010-2011	Annual 2011-2012	Annual 2012-2013
Norco College Total		654	1,010	1,034
Associate in Science for Transfer (A.S.-T) Degree	Total			1
Family and Consumer Sciences-13				1
Associate in Arts for Transfer (A.A.-T) Degree	Total		2	15
Humanities (Letters)-15			1	3
Social Sciences-22			1	12
Associate of Science (A.S.) degree	Total	121	184	248
Architecture and Related Technologies-02		7	6	8
Business and Management-05		25	32	41
Engineering and Industrial Technologies-09		21	17	24
Family and Consumer Sciences-13		3	4	12
Information Technology-07			5	7
Interdisciplinary Studies-49		62	115	139
Media and Communications-06			2	9
Public and Protective Services-21		3	3	8
Associate of Arts (A.A.) degree	Total	278	428	459
Education-08		16	24	12
Fine and Applied Arts-10			1	
Interdisciplinary Studies-49		262	403	447
Certificate requiring 30 to < 60 semester units	Total	112	90	105
Business and Management-05		21	22	40
Engineering and Industrial Technologies-09		28	15	13
Family and Consumer Sciences-13			8	16
Fine and Applied Arts-10			1	
Information Technology-07		2	3	2
Interdisciplinary Studies-49		60	32	29
Media and Communications-06		1	9	5
Certificate requiring 18 to < 30 semester units	Total	32	39	39
Architecture and Related Technologies-02		5	4	9
Business and Management-05		12	17	9
Engineering and Industrial Technologies-09		12	12	16
Information Technology-07			2	1
Media and Communications-06				1
Public and Protective Services-21		3	4	3
Certificate requiring 6 to < 18 semester units	Total	111	265	167
Architecture and Related Technologies-02		29	32	11
Business and Management-05				40
Engineering and Industrial Technologies-09		33	68	42
Family and Consumer Sciences-13		43	133	51
Information Technology-07		4	21	15
Media and Communications-06				2
Public and Protective Services-21		2	11	6
Other Credit Award, < 6 semester units	Total		2	
Architecture and Related Technologies-02			2	