

☀ Viewing Assessment Results in Canvas ☀

Welcome! This guide will help you view and explore assessment results in Canvas. The process is simple, and once you set it up, you'll be able to check results anytime you like. These results are not disaggregated, but they can be viewed in real time as soon as assessment scoring is completed.

💡 **Note:** If you'd like a copy of your course's disaggregated assessment results, please reach out to **Charise Allingham** in the Department of Institutional Effectiveness at Charise.Allingham@norcocollege.edu.

☀ **Task 1:** Enable the Learning Mastery Gradebook (one-time setup). The Learning Mastery Gradebook is where Canvas stores your assessment results. Enabling this feature will make it available on your course page.

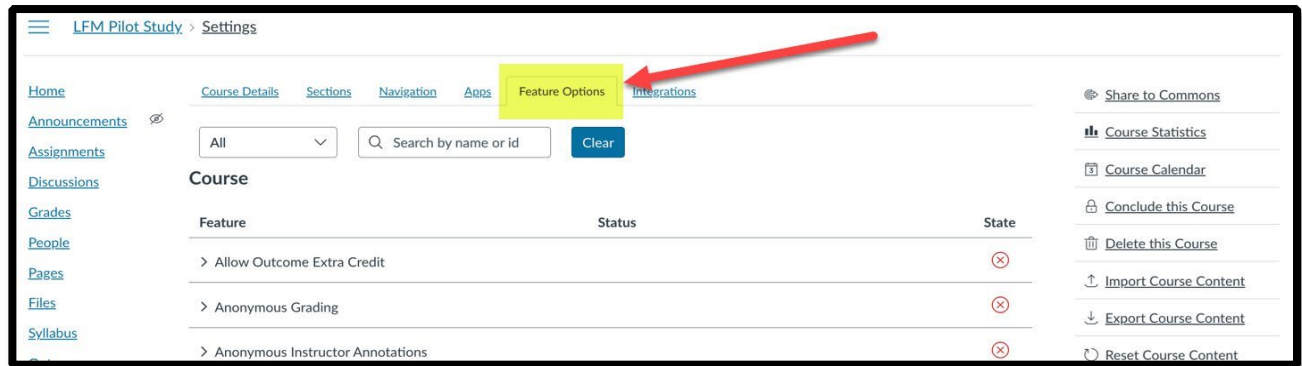
☀ **Task 2:** Locate and View Your Assessment Results in the Learning Mastery Gradebook (as often as you like)

Task 1 Instructions: Enable the Learning Mastery Gradebook

1. Open settings at the far bottom.



2. Select the Feature Options tab.



3. Enable the Learning Mastery Gradebook which allow you to view assessment results (not disaggregated) in your Canvas page.

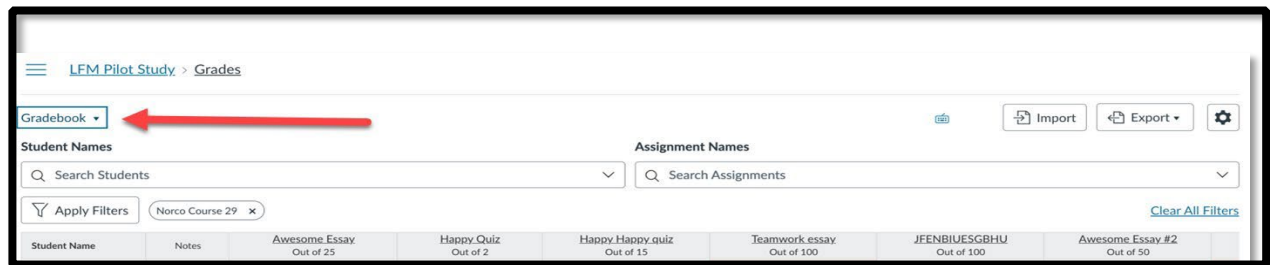


Task 2 Instructions: Locate and view assessment results in the Learning Mastery Gradebook

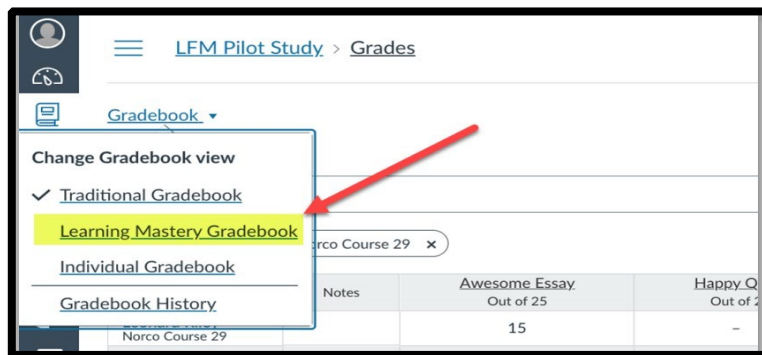
1. Select “Grades”



2. Find the “Gradebook” menu towards the top, then click the down arrow.



3. Select the “Learning Mastery Gradebook” option to change gradebooks. Note: Follow the same steps and select “Traditional Gradebook” to return to student grades.



4. Explore your assessment results.

The screenshot shows the 'Learning Mastery Grade Book' page. It displays a table with columns for 'Course average', 'Students', and various assessment categories. The data is as follows:

Course average	1.67 / 2	1.79 / 2	2.25 / 2	3 / 2	2.4 / 2	2.33 / 2	3 / 2	2.67 / 2
Students	LFM-ENG-1A...	LFM-ENG-1A...	LFM-SS-LIB...	Skills-Critical ...	Skills-Comm...	Skills-Teamw...	LFM-SS-LIB...	SS-LIB_SLO-3
Lenny Riley Norco Course 29	3.32 / 2	2.75 / 2	3 / 2	3 / 2	4 / 2		4 / 2	3 / 2
Test Student Norco Course 29	0.6 / 2	2.14 / 2	2 / 2	3 / 2	2 / 2	0 / 2		
Pilot Student031 Norco Course 29	1.45 / 2	2.25 / 2	3 / 2				2 / 2	1 / 2
Pilot Student032 Norco Course 29	0.4 / 2	0 / 2	1 / 2			3 / 2	3 / 2	4 / 2
Pilot Student033 Norco Course 29	1.2 / 2					4 / 2	4 / 2	
Pilot Student034 Norco Course 29	2 / 2						2 / 2	
Pilot Student035 Norco Course 29	1.8 / 2							

✦ Now that you've learned how to access your results, you can use this information to reflect on your Student Learning Outcomes (SLOs). The next step is to consider what these results mean for your teaching and your students, and how you might use them to guide your next steps.

You're doing important work, and every step you take toward understanding your results helps create stronger learning experiences for your students. ✦

Please note:

Enabling the Learning Master Gradebook will only make outcome results available to you. If you want to share these results with your students, please enable the Student Learning Gradebook by following steps 1-3 above.

✓ Student Learning Mastery Gradebook

Student Learning Mastery Gradebook provides a way for students to quickly view progress on course learning outcomes. Outcomes are presented in a Gradebook-like format and progress is displayed both as a numerical score and as mastered/near mastery/remedial.

> Submission Stickers



✓ Enabled

Disabled