

All You Need to Know about PLOs

LAURA ADAMS, FACULTY ASSESSMENT COORDINATOR



Program Learning Outcomes (PLOs) are:

- ✓ A set of measurable outcomes students will attain as a result of completing your program



Program Learning Outcomes (PLOs) are:

- ✓ A way to communicate program requirements to students, transfer-institutions, and employers



Program Learning Outcomes (PLOs) are:

- ✓ A guide to help students & faculty understand where and how learning occurs across the pathway of the program



Program Learning Outcomes (PLOs) are:

- ✓ A design for a scaffolded set of courses working together to create an intentional, coherent, aligned pathway

The Process of PLO Assessment

1. Establish SLOs & PLOs

Check CurriQunet & Catalog
Compare to Nuventive

2. Map

Build a matrix in
Nuventive that
maps course
SLOs to PLOs
and GELOs

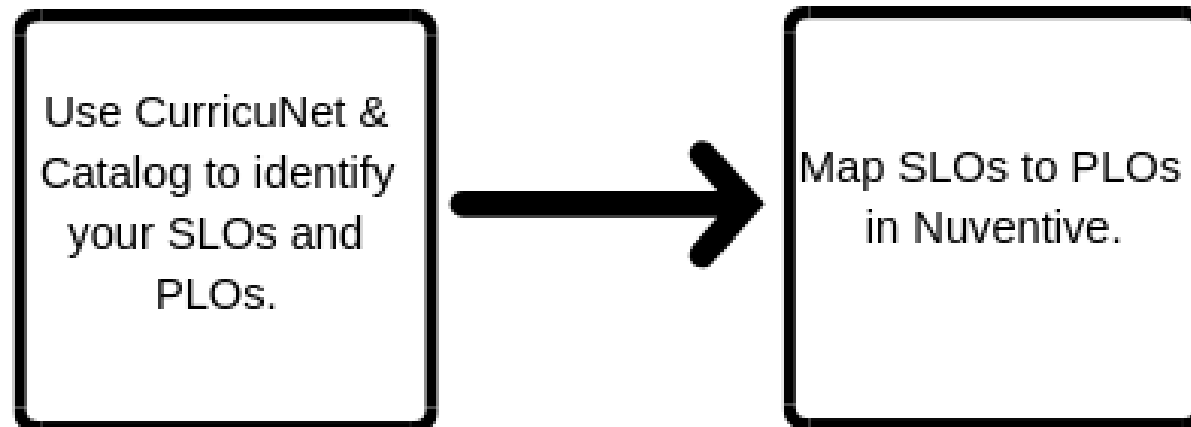
3. Gather Evidence

Select an assessment method
Collect data & summarize
Compare to benchmark

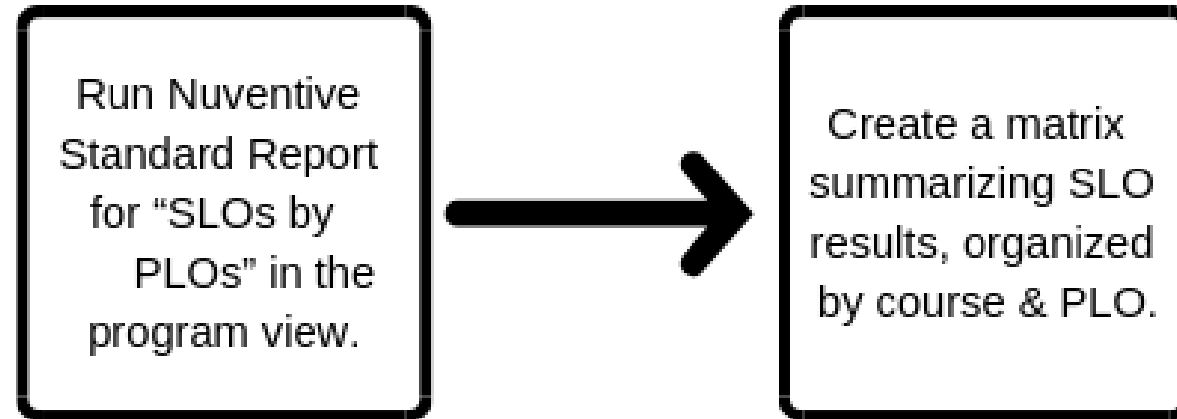
4. Reflect & Revise

Discuss areas for
improvement
Develop a plan
Implement
Changes

START HERE: Curriculum Mapping



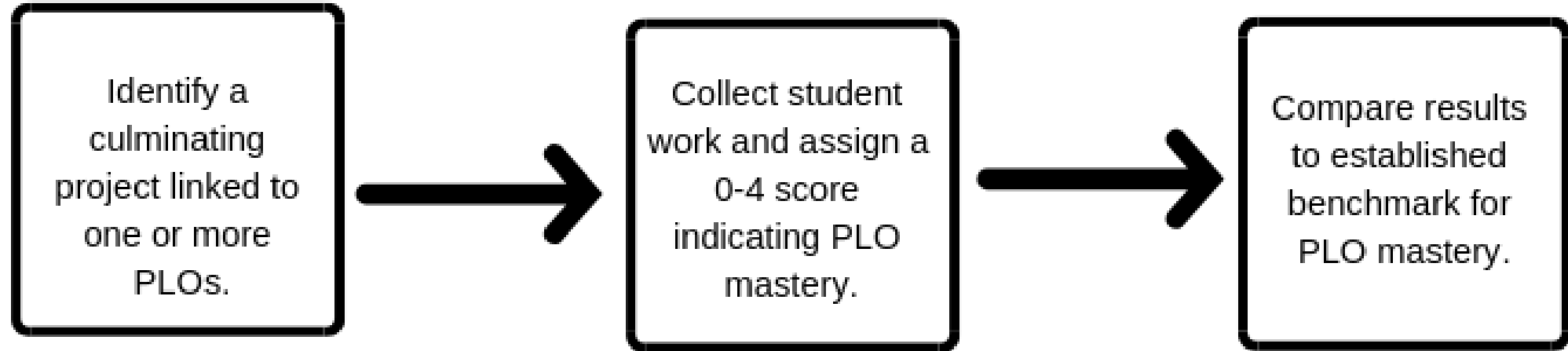
METHOD 1: Aggregate Existing SLO Results



Use Method 1 if your program:

- ☐ Has already completed curriculum mapping
- ☐ Has up-to-date assessment results for most courses & SLOs
- ☐ Needs to look at PLO attainment across courses within your program
- ☐ Wants to identify trends over time

METHOD 2: Assess in a Capstone Assignment



Use Method 2 if your program:

- ☐ Has already completed curriculum mapping
- ☐ Has a capstone assignment that directly links to one or more PLOs
- ☐ Needs to assess student mastery at the culmination of your program
- ☐ Your PLO is competency or skill based