



# How to register on EduNav with an add code

# How do you access EduNav?

- ▶ When you attempt to register for classes on WebAdvisor or My Portal you will automatically be redirected to EduNav if your Program of Study is supported

---

## EduNav Redirection

You are being redirected to Riverside Community College District's improved education planning and registration experience.

- Plan, schedule and register for all your courses in one intuitive interface.
- Visualize your pathway to graduation, term by term.
- Block times you'd prefer not to take classes and have the system automatically find classes that meet your needs.
- Understand how any changes to your education plan affect your completion timeline.

The screenshot shows the EduNav interface for a user named 'Heidi Adams' at Riverside Community College. The main heading is 'Realtime navigation to graduation'. On the left, there is a smartphone icon with the text 'EduNav works like Google Maps'. The main content area shows a course plan for 'Fall 2018' and 'Spring 2019'. The plan includes a table of courses with columns for 'What is next?', 'Prerequisites', 'Credits', and 'Goals'. Below the course plan, there are three numbered steps: 1. EduNav calculates your optimal path to graduation, 2. Easily customize your plan based on your preferences, and 3. Adjust your class schedule and register. A 'Continue' button is located at the bottom of the interface.

Click the CONTINUE button below to be redirected to EduNav

CONTINUE

Chrome is the best browser to use

From EduNav click on the [Add a course](#) button

RCCD

Psychology for Tra

SAVE | TIMELINE | | **Update Plan**

Spring 2022

[Show my schedule](#)

Planned: 6 CR

Registered: 6 CR

[Term limit: 6 CR](#)

Add a course...

Add a course to term

<b>PSY-35 (23159, Sara Yerushalmian)</b> Abnormal Psychology	3 CR <b>Registered</b> Online	<b>CHANGE</b> No Action
<b>EAR-20 (44369, Rolah M Al Omar)</b> Child Growth and Development	3 CR <b>Registered</b> Online	<b>CHANGE</b> No Action

**Update registration**

d Terms

Type in the section # of the course and click the select box

← GUI-47: Career Exploration and Life Planning sections

Cancel

Select effective section (Spring 2022) 3 CR

[View course details](#)

22648

Sort: [Availability](#) Days: [Mon-Sun, Anytime](#)  
Type: [All types](#) Colleges: [Moreno Valley College](#)  
Labels: [No labels, Late St...](#)

Select effective section: 1 section found (overall)

<a href="#">22648</a> MOV	Maria Del Rocio Alvarez de Pacheco Add code needed	Online	Select	▼
------------------------------	---	--------	--------	---

Next click on the **CHANGE** button and then the mark to register with an Add Code option

**RCCD** Psychology for Transfer IGETC (MAA568)

SAVE | TIMELINE | Update Plan

Spring 2022 [Show my schedule](#)

Planned: 9 CR ⓘ Registered: 6 CR Term limit: 6 CR

+ Add a course...

<b>PSY-35</b> (23159, Sara Yerushalmian) Abnormal Psychology	3 CR Registered Online	<b>CHANGE</b> No Action
<b>EAR-20</b> (44369, Rolah M Al Omar) Child Growth and Development	3 CR Registered Online	<b>CHANGE</b> No Action
<b>GUI-47</b> (22648, Maria Del Rocio Alva...) Career Exploration and Life Planning	3 CR Add Code N... Online	<b>CHANGE</b> No Action

+ Add a course...

No courses  
Add or drag something here

What is next?  
Summer 2022 0 C

Update registration

Completed Terms

Mark to register with Add Code

- Registration preferences ▶
- Replace with another course
- Change time/instructor...
- ★ Clear GUI-47 (22648)
- 🗑 Remove GUI-47

Under the **CHANGE** button, type in the add code given to you by your instructor and click on the Update Registration button.

Spring 2022 [Show my schedule](#)


Planned: 9 CR ⓘ Registered: 6 CR [Term limit: 6 CR](#)

+ Add a course...

<b>PSY-35</b> (23159, Sara Yerushalmian) Abnormal Psychology	3 CR <b>Registered</b> Online	<b>CHANGE</b> No Action
<b>EAR-20</b> (44369, Rolah M Al Omar) Child Growth and Development	3 CR <b>Registered</b> Online	<b>CHANGE</b> No Action
★ <b>GUI-47</b> (22648, Maria Del Rocio Alva... You must enter Add Code and click "Update registration" to Register	Add Code N... 3 CR Online	<b>CHANGE</b> <input type="text" value="3823"/>

**Update registration**

Review your registration actions and then click on the “Continue Registration” button.

 Review your registration actions

**Spring 2022**

Max credits allowed: 18

Current: 6 CR

After: 9 CR

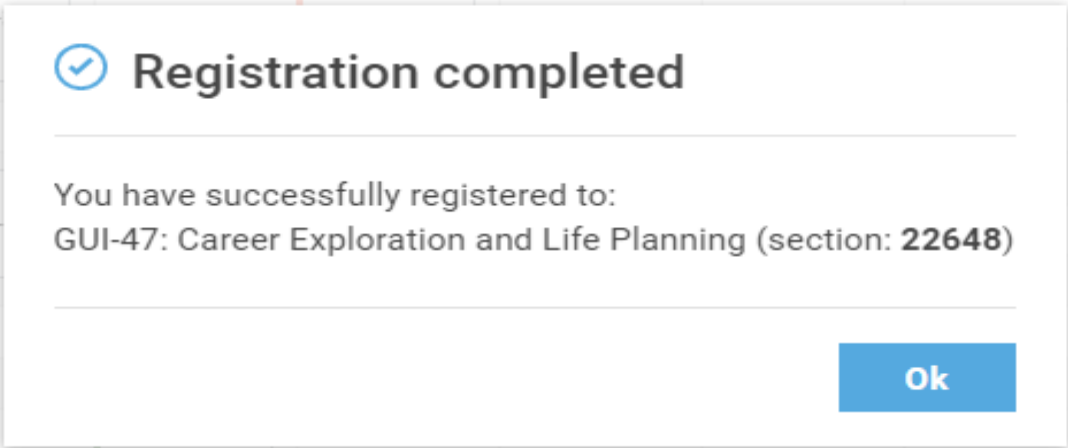
Course (Section)	Credits	Action	Alerts
GUI-47 (22648) Moreno Valley College	3 CR	<b>Register</b> Add Code: 3823	-



Return to plan

Continue registration

Once you have registered you will see the Registration completed box. Click OK to go back to your plan.



MAT-

CIS-

CHE-2A

All online      6 days of classes      1 day of classes

The image shows a registration confirmation dialog box overlaid on a course plan grid. The dialog box has a blue checkmark icon and the title "Registration completed". Below the title, it states "You have successfully registered to:" followed by "GUI-47: Career Exploration and Life Planning (section: 22648)". A blue "Ok" button is located at the bottom right of the dialog box. The background shows a grid with course codes like "MAT-", "CIS-", and "CHE-2A". At the bottom, there is a timeline with three segments: "All online", "6 days of classes", and "1 day of classes".



The course you added will appear on your plan and the word **Registered** will appear in green next to the course.

Spring 2022

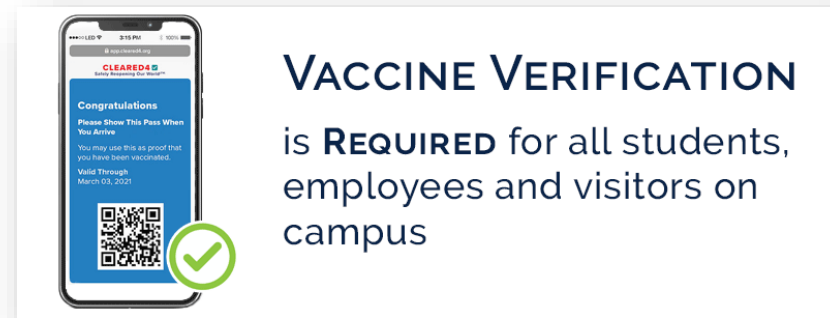
Planned: 16 CR      Registered: 3 CR      [Term limit: 16 CR](#)

[+ Add a course...](#)

	<b>GUI-47</b> (22648, Maria Del Rocio Alva) Career Exploration and Life Planning	<b>3 CR</b> <b>Registered</b> Online	<a href="#">CHANGE</a> No Action
<a href="#">☆</a> <a href="#">🗑️</a>	<b>MAT-35</b> (22815, James S Namekata) Intermediate Algebra	<b>5 CR</b> Add Code N...	<a href="#">CHANGE</a> No Action
<a href="#">☆</a> <a href="#">🗑️</a>	<b>CHE-2A</b> (22527, Edith Odimegwu) Introductory Chemistry, I	<b>4 CR</b> Add Code N...	<a href="#">CHANGE</a> No Action
<a href="#">☆</a> <a href="#">🗑️</a>	<b>CIS-5</b> (22553, Michael W McQuead) Programming Concepts and Methodo...	<b>4 CR</b> Add Code N...	<a href="#">CHANGE</a> No Action

[Update registration](#)

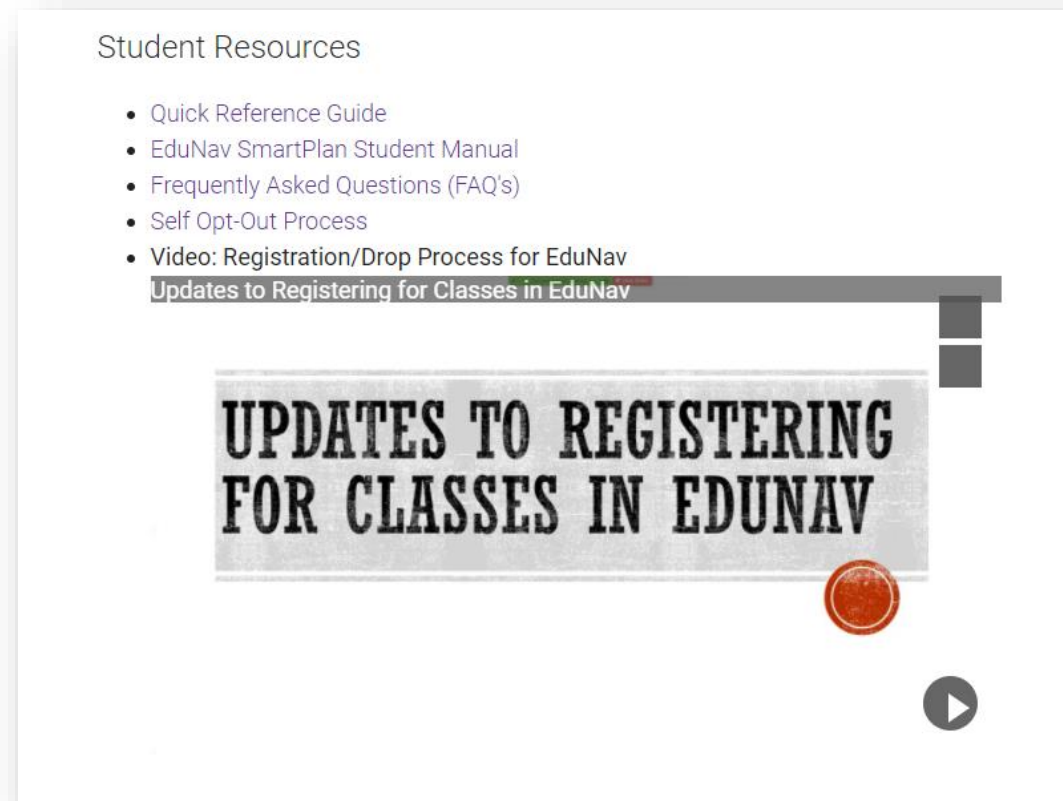
# Reminders



- ▶ You must be fully vaccinated to be able to register for face to face or hybrid courses
- 1. If you have received either two required doses of the Moderna/Pfizer vaccines or one dose of the Johnson and Johnson vaccine and are eligible to receive a booster, then you need to get your booster by **March 15, 2022**.
- 2. The weekly testing protocol is only applicable when you become eligible for the booster.
- 3. Once you become eligible to get the booster, you will be given 30 days to get the shot. Starting the second week of the Spring semester, you must go through regular weekly testing, which will be available at our three campuses. (The weekly testing requirement is being waived during the first week of Spring.)

# Help using EduNav

- ▶ If you need help navigating through EduNav, you can visit our [EduNav webpage](#) for resources or you can [make an appointment with a Counselor](#)



# Help using EduNav

- ▶ If you are experiencing any problems with registration contact Admission and Records at [admissions@norccollege.edu](mailto:admissions@norccollege.edu) or Ask Monty the Mustang using our chat system.

